

## Nifty Snapshot

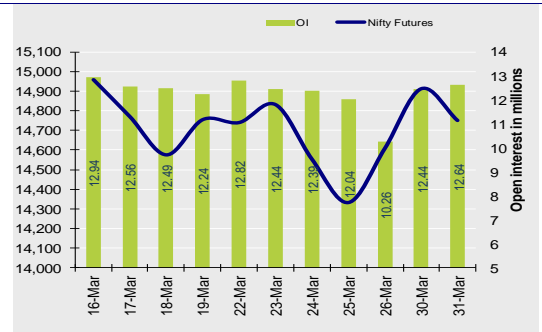
	Close	Prv Cl.	Ab chg	% chg
<b>Spot</b>	14,690.7	14,845.1	-154.40	-1.04
<b>Futures</b>	14,752.3	14,913.5	-161.25	-1.08
<b>OI (ml shr)</b>	12.64	12.44	0.20	1.62
<b>Vol (lots)</b>	154453	199833	-45380	-22.7
<b>COC</b>	61.60	68.45	-6.85	-10.0
<b>PCR-OI</b>	1.10	1.32	-0.22	-16.8

## Market Summary:

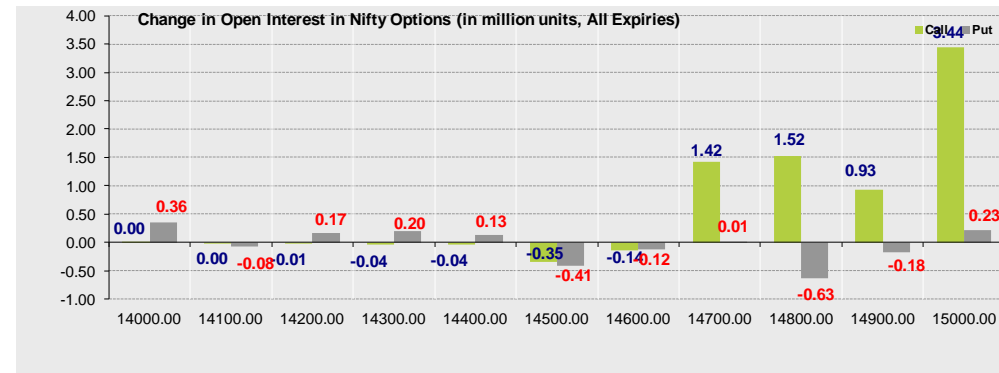
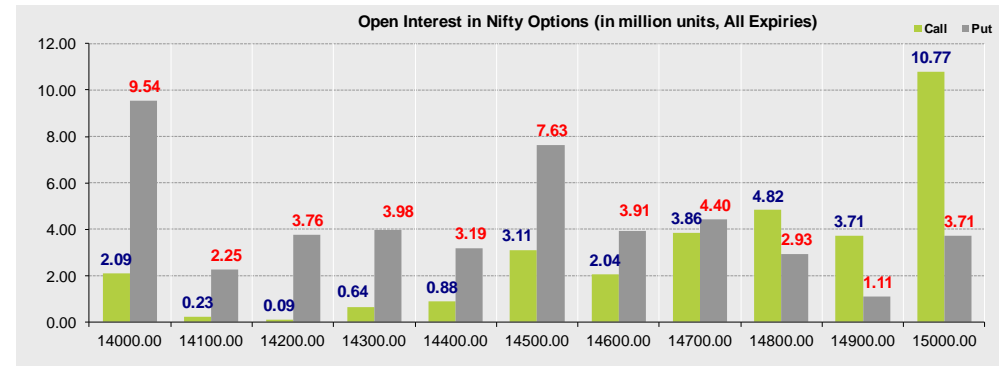
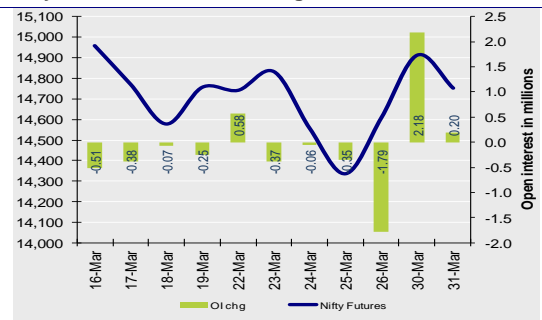
- Indian markets closed on a negative note where selling was mainly seen in Banking, Power, Telecom sectors. Nifty April Future closed at 14752.3 (down 161.25 points) at a premium of 61.60 pts to spot.
- FII were net sellers in Cash to the tune of 1686 Cr and were net sellers in index futures to the tune of 2448.80 Cr.
- India VIX increased by 0.78% to close at 20.65 touching an intraday high of 20.83.

## Open Interest in Nifty Options:

## Nifty Futures Price v/s OI



## Nifty Futures Price v/s Change in OI



## Institutional Activity in previous trading session

(in Rs cr.)	Buy	Sell	Net
Index Futures	3377.43	5826.23	-2448.80
Index Options	348208.51	345685.67	2522.84
Stock Futures	12120.11	12755.88	-635.77
Stock Options	7023.64	7054.84	-31.20
FII Cash	7,657.89	9,343.80	-1,685.91
DII Cash	6,160.75	4,079.23	2,081.52

## Net FII Activity (in Rs cr.)

Date	Idx Fut	Stk Fut	Idx Opt	Cash
31-Mar	-2448.8	-635.8	2522.8	-1686
30-Mar	1879.8	718.2	-559.1	769
26-Mar	1879.8	718.2	-559.1	-50
25-Mar	960.3	1313.1	3940.6	-3384
24-Mar	-1676.9	-726.6	3017.4	-1952
23-Mar	440.0	50.9	258.4	-108

- The above second chart shows previous trading day's change in Nifty options where Addition in OI were seen in 15000, 14900, 14800, 14700 strike Calls while liquidation was seen at 14900, 14800, 14500 strike Puts indicating market is likely to remain range bound in the near term.
- Highest OI build-up is seen at 15000 strike Call and 14000 strike Put, to the tune of 10.77mn and 9.54mn respectively.

## Outlook on Nifty:

- Index is likely to open on a positive note today and is likely to remain range-bound during the day.

## Technical Pivot (Intraday):

	S2	S1	PIVOT	R1	R2
NIFTY	14630	14690	14785	14845	14940
BANKNIFTY	32885	33180	33565	33860	34245

## Volume Buzzers (Contract wise)

Symbol	Current Volume	Volume Change	Price Chg	One Month Avg
SAIL	7983	2087%	2.7%	1794
IDEA	4134	793%	-7.1%	3074
MARUTI	21092	214%	-3.8%	11775
CANBK	9715	168%	-3.3%	5849
EICHERMOT	6198	149%	-2.7%	4166
MANAPPURA	2490	138%	-3.1%	1746
HDFC	28636	136%	0.3%	12630
BPCL	15662	136%	-1.3%	10822
BEL	5637	131%	-3.0%	2874
BANKBAROD	7460	130%	-2.4%	6963

## Stock Ideas

- ICICIBANK & RELIANCE calls of strike 600 & 2100 respectively were amongst the most active Calls whereas SBIN & RELIANCE puts of strike 350 & 2000 respectively were amongst most active Puts.
- LALPATHLAB & LTTS are likely to show good strength whereas IDFCFIRSTB & MINDTREE are likely to show weakness in today's trading session.

(Price is in Rs; OI is in million units; Price chg and OI chg are in percentage) **NB RESEARCH**

### Fresh Longs seen in:

Scrip	Price	Price chg	OI	OI Chg
LALPATHLAB	2706.3	3.2	0.2	18.0
IDEA	9.4	1.1	592	17.3
CUMMINSIND	906.7	2.1	1.9	11.3

### Fresh Shorts seen in:

Scrip	Price	Price chg	OI	OI Chg
IDFCFIRSTB	55.0	-6.1	197	22.9
PEL	1766.4	-0.7	3.7	19.0
FINNIFTY	15796	-1.9	0.0	17.3

### Short Covering seen in:

Scrip	Price	Price chg	OI	OI Chg
LTTS	2670.3	0.6	0.4	-9.4
HINDPETRO	235.3	1.5	25.8	-6.0
ALKEM	2777.9	1.0	0.2	-5.6

### Long Unwinding seen in:

Scrip	Price	Price chg	OI	OI Chg
MINDTREE	2090.6	-1.9	1.8	-10.2
VEDL	229.1	-0.3	69.4	-3.6
PVR	1226.7	-1.2	1.6	-2.1

### Technical Pivot (Intraday):

Script Name	S2	S1	PIVOT	R1	R2
LALPATHLAB	2589	2647	2685	2744	2781
IDFCFIRSTB	51	53	56	58	61
LTTS	2589	2630	2684	2725	2779
MINDTREE	2018	2054	2094	2130	2170

## FROM THE EQUITY DERIVATIVE DESK:

**NIRAV HARISH CHHEDA**  
SENIOR DERIVATIVES AND TECHNICAL ANALYST  
E-Mail: nirav.chheda@nirmalbang.com  
Tel no: 6273-8199/8000

**AMIT BHUPTANI**  
DERIVATIVES AND TECHNICAL ANALYST  
E-Mail: amit.bhuptani@nirmalbang.com  
Tel no: 6273-8242/8000

## Disclaimer

Nirmal Bang Securities Private Limited (hereinafter referred to as "NBSPL") is a registered Member of National Stock Exchange of India Limited, Bombay Stock Exchange Limited and MCX stock Exchange Limited. We have been granted certificate of Registration as a Research Analyst with SEBI. Registration no. is INH000001766 for the period 23.09.2015 to 22.09.2020.

NBSPL or its associates including its relatives/analyst do not hold any financial interest/beneficial ownership of more than 1% in the company covered by Analyst (in case any financial interest is held kindly disclose)

NBSPL or its associates/analyst has not received any compensation from the company covered by Analyst during the past twelve months. NBSPL /analyst has not served as an officer, director or employee of company covered by Analyst and has not been engaged in market making activity of the company covered by Analyst.

The views expressed are based solely on information available publicly and believed to be true. Investors are advised to independently evaluate the market conditions/risks involved before making any investment decision.

Stock Name	Call (Buy/Sell)	Entry price	Targets	Stop Loss	Duration	Status

**NIFTY50 Options OI (CE OI = Resistance) (PE OI = Support)**

Symbol	Highest CE OI	Highest PE OI	CMP
ADANIPTS	800	700	707
ASIANPAINT	2600	2400	2555
AXISBANK	720	720	701
BAJAJ-AUTO	4000	3600	3684
BAJAJFINSV	10000	9000	9699
BAJFINANCE	5500	4500	5187
BHARTIARTL	600	500	521
BPCL	450	400	431
BRITANNIA	3700	3400	3602
CIPLA	900	750	820
COALINDIA	150	130	131
DIVISLAB	3700	3300	3637
DRREDDY	5000	4500	4548
EICHERMOT	2700	2500	2623
GAIL	140	135	136
GRASIM	1500	1300	1457
HCLTECH	1000	900	989
HDFC	2600	2500	2516
HDFCBANK	1500	1400	1497
HDFCLIFE	700	650	698
HEROMOTOCO	3000	2800	2932
HINDALCO	340	300	328
HINDUNILVR	2400	2200	2439
ICICIBANK	600	600	585
ITC	220	210	219

**NIFTY50 Options OI (CE OI = Resistance) ( PE OI = Support)**

Symbol	Highest CE OI	Highest PE OI	CMP
INDUSINDBK	1000	1000	961
INFY	1300	1300	1377
IOC	100	90	92
JSWSTEEL	500	450	471
KOTAKBANK	1800	1700	1765
LT	1500	1300	1426
M&M	850	750	801
MARUTI	7000	6500	6906
NESTLEIND	17500	16000	17175
NTPC	110	100	107
ONGC	120	100	103
POWERGRID	230	200	217
RELIANCE	2200	1900	2017
SBILIFE	1000	900	884
SBIN	400	360	366
SHREECEM	29000	28500	29541
SUNPHARMA	600	580	602
TATAMOTORS	300	280	304
TATASTEEL	800	700	817
TCS	3200	2700	3193
TECHM	1100	900	999
TITAN	1600	1300	1565
ULTRACEMCO	6800	6000	6788
UPL	700	600	646
WIPRO	500	400	417



**DISCLOSURES**

Research Reports that are published by Nirmal Bang Securities Private Limited (hereinafter referred to as "NBSPL") are for private circulation only. NBSPL is a registered Research Analyst under SEBI (Research Analyst) Regulations, 2014 having Registration no. INH000001766. NBSPL is also a registered Stock Broker with National Stock Exchange of India Limited, BSE Limited, Metropolitan Stock Exchange of India Limited, Multi Commodity Exchange of India Limited, National Commodity and Derivative Exchange Limited and Indian Commodity Exchange Limited in cash and Equity and Commodities derivatives segments.

NBSPL has other business divisions with independent research teams separated by Chinese walls, and therefore may, at times, have different or contrary views on stocks and markets.

NBSPL or its associates have not been debarred / suspended by SEBI or any other regulatory authority for accessing / dealing in securities Market. NBSPL, its associates or analyst or his relatives do not hold any financial interest (Except Investment) in the subject company. NBSPL or its associates or Analyst do not have any conflict or material conflict of interest at the time of publication of the research report with the subject company. NBSPL or its associates or Analyst or his relatives may or may not hold beneficial ownership of 1% or more in the subject company at the end of the month immediately preceding the date of publication of this research report.

NBSPL or its associates / analyst has not received any compensation / managed or co-managed public offering of securities of the company covered by Analyst during the past twelve months. NBSPL or its associates have not received any compensation or other benefits from the company covered by Analyst or third party in connection with the research report. Analyst has not served as an officer, director or employee of Subject Company. NBSPL / analyst has not been engaged in market making activity of the subject company. Analyst Certification: The research analysts and authors of these reports, hereby certify that the views expressed in this research report accurately reflects my/our personal views about the subject securities, issuers, products, sectors or industries. It is also certified that no part of the compensation of the analyst(s) was, is, or will be directly or indirectly related to the inclusion of specific recommendations or views in this research. The analyst(s) principally responsible for the preparation of this research report and has taken reasonable care to achieve and maintain independence and objectivity in making any recommendations.

**DISCLAIMER**

This report is for the personal information of the authorized recipient and does not construe to be any investment, legal or taxation advice to you. NBSPL is not soliciting any action based upon it. Nothing in this research shall be construed as a solicitation to buy or sell any security or product,

or to engage in or refrain from engaging in any such transaction. In preparing this research, we did not take into account the investment objectives, financial situation and particular needs of the reader.

This research has been prepared for the general use of the clients of NBSPL and must not be copied, either in whole or in part, or distributed or redistributed to any other person in any form. If you are not the intended recipient you must not use or disclose the information in this research in any way. Though disseminated to all the customers simultaneously, not all customers may receive this report at the same time. NBSPL will not treat recipients as customers by virtue of their receiving this report. This report is not directed or intended for distribution to or use by any person or entity resident in a state, country or any jurisdiction, where such distribution, publication, availability or use would be contrary to law, regulation or which would subject NBSPL & its group companies to registration or licensing requirements within such jurisdictions.

The report is based on the information obtained from sources believed to be reliable, but we do not make any representation or warranty that it is accurate, complete or up-to-date and it should not be relied upon as such. We accept no obligation to correct or update the information or opinions in it. NBSPL or any of its affiliates or employees shall not be in any way responsible for any loss or damage that may arise to any person from any inadvertent error in the information contained in this report. NBSPL or any of its affiliates or employees do not provide, at any time, any express or implied warranty of any kind, regarding any matter pertaining to this report, including without limitation the implied warranties of merchantability, fitness for a particular purpose, and non-infringement. The recipients of this report should rely on their own investigations.

This information is subject to change without any prior notice. NBSPL reserves its absolute discretion and right to make or refrain from making modifications and alterations to this statement from time to time. Nevertheless, NBSPL is committed to providing independent and transparent recommendations to its clients, and would be happy to provide information in response to specific client queries.

Before making an investment decision on the basis of this research, the reader needs to consider, with or without the assistance of an adviser, whether the advice is appropriate in light of their particular investment needs, objectives and financial circumstances. There are risks involved in securities trading. The price of securities can and does fluctuate, and an individual security may even become valueless. International investors are reminded of the additional risks inherent in international investments, such as currency fluctuations and international stock market or economic conditions, which may adversely affect the value of the investment. Opinions expressed are subject to change without any notice. Neither the company nor the director or the employees of NBSPL accept any liability whatsoever for any direct, indirect, consequential or other loss arising from any use of this research and/or further communication in relation to this research. Here it may be noted that neither NBSPL, nor its directors, employees, agents or representatives shall be liable for any damages whether direct or indirect, incidental, special or consequential including lost revenue or lost profit that may arise from or in connection with the use of the information contained in this report.

Copyright of this document vests exclusively with NBSPL.

Our reports are also available on our website [www.nirmalbang.com](http://www.nirmalbang.com)